

Student Induction Checklist

Before you start

- Complete online enrolment.
- Apply for your funding (applications open in April 2017).
- Apply for Childcare, if needed.
- Organise your accommodation, if you're moving.
- Apply for Hardship Funds, if needed (applications open 31 July 2017).
- Meet with Learning Support for Study Skills, specialist support or assessment for learning support needs.

Induction and Orientation Week

- Attend your induction event.
- Check you can log-in to our virtual learning environment: My City.
- Complete sections 1 and 2 of the Online Student Induction on My City.
- Check your first day timetable on My City.
- Need to pay your fees? Set up a payment plan with Finance (5th floor).




Weeks 1-2

- Complete section 3 of the Online Student Induction.
- Attend Freshers Fair, week beginning 04 September 2017.
- Attend one of our new student workshops to help you settle in.
- Make sure you can log-in to your Student Email.

By the end of week 6

- Elect your Class Rep.
- Complete Equality, Diversity and Inclusion Module on My City.
- Complete section 4 of the Online Student Induction on My City.
- Attend your class Library Induction.
- Apply for your Council Tax exemption.

get
READY 4 COLLEGE
☆☆☆

-  Like our @cofgcollege
-  @CofGcollege #newtocogc
-  @cofgcollege