



## Board of Management

### Learning and Teaching Committee

<b>Date of Meeting</b>	<b>Tuesday 23 February 2016</b>
<b>Paper No.</b>	<b>LTC3-C</b>
<b>Agenda Item</b>	<b>10</b>
<b>Subject of Paper</b>	<b>College Leaver Destinations 2013/14</b>
<b>FOISA Status</b>	<b>Disclosable</b>
<b>Primary Contact</b>	<b>Douglas Dickson, Head of Performance</b>
<b>Date of production</b>	<b>15 January 2016</b>
<b>Action</b>	<b>For Information</b>

#### **1. Recommendations**

The Committee is asked to note the contents of this report.

## 2. Purpose of report

This report presents College Leaver Destinations for Full Time students for academic year 2013-14.

## 3. Context

The destinations of successful college leavers support the outcome based planning through the Regional Outcome Agreement of the Glasgow Region.

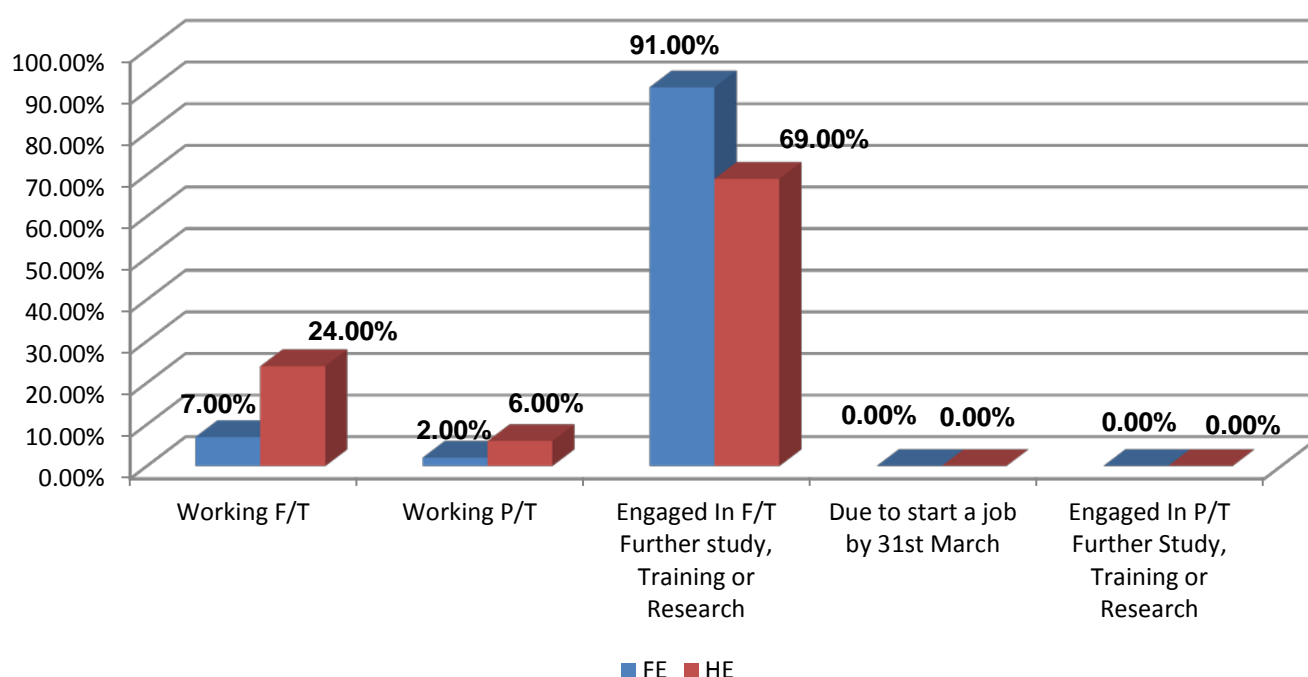
Leaver destinations are collected 3 to 6 months after the student has completed their course of study. The information for 2013\_14 was collected in December 2014 and was published by the Scottish Funding Council in December 2015.

SFC within the leaver destinations have developed a KPI on destinations and employment for DYW and this information is presented in the last table.

## 4. Impact and implications

The information for City of Glasgow College for all successful fulltime FE and HE students is as follows –

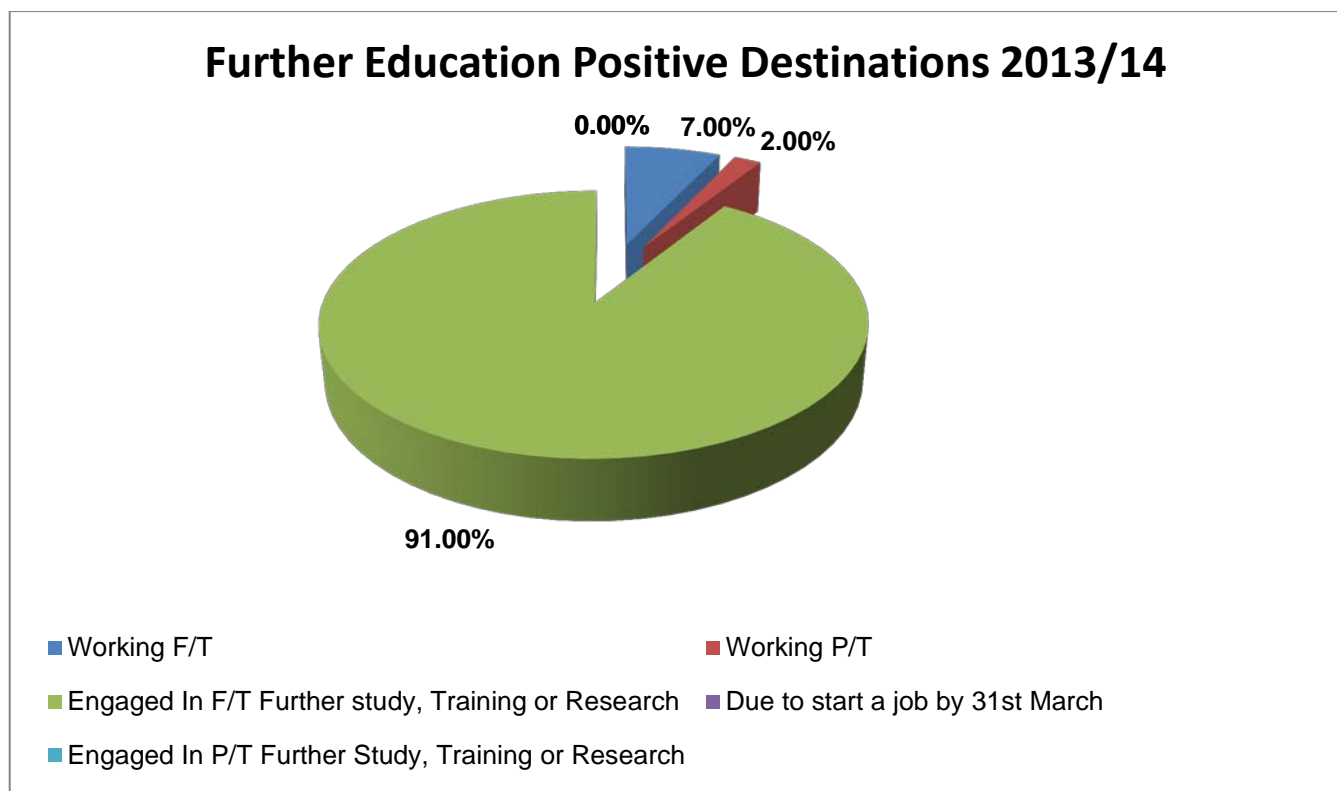
**Postive Destinations 2013/14 - FE and HE**



**Source – Scottish Funding Council**

## Further Education Full Time – City of Glasgow College 2013/14

The pattern for Further Education full time destinations may be more clearly seen as follows -

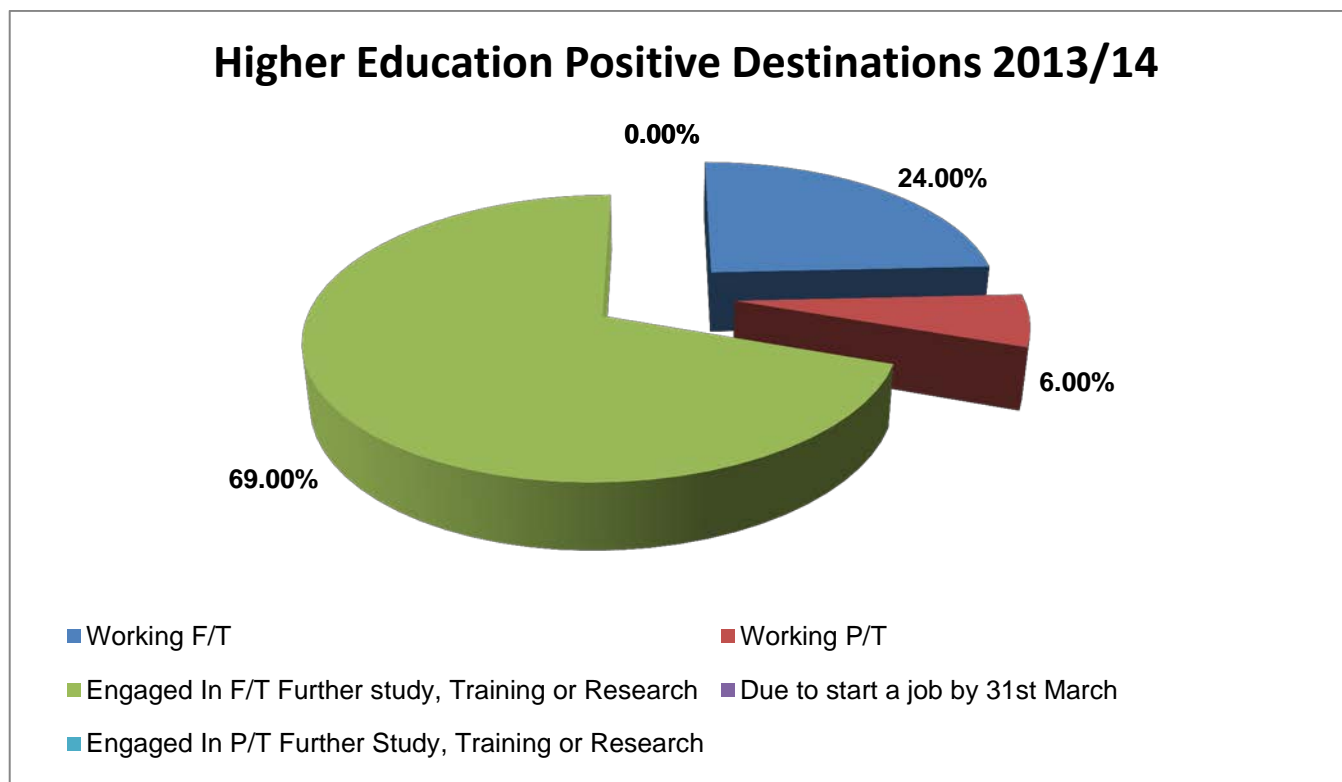


**Source – Scottish Funding Council**

The chart identifies that 91% of the College's FE students go on to further Study, Training or Research.

## Higher Education Full Time – City of Glasgow College 2013/14

In terms of Higher Education full time 69% of students continue to further Study, Training or Research, 24 % are working full time and 6% are working part time.



Source – Scottish Funding Council

## Destinations in the Context of the Regional Outcome Agreement

Positive Destinations - by number							Positive Destination %					
College	Total FE & HE qualifiers	Working full-time	Working part-time	Engaged in full-time further study, training or research	Due to start a job by the 31st March	Engaged in part-time further study, training or research	A positive destination - Actual	ROA Positive Destination Benchmark 2013/14	Employment	Further study	Return Rate	ROA Return Rate Benchmark 2013/14
City of Glasgow College	4,772	646	147	2,911	5	10	95.0%	94.4%	20.4%	74.6%	77.90%	75.7%
Glasgow Clyde College	4,005	338	100	2,755	5	64	97.6%	98.0%	13.3%	84.4%	81.40%	79.5%
Glasgow Kelvin College	2,276	136	66	1,332	1	5	94.8%	96.2%	12.5%	82.3%	67.70%	68.0%

**Source – Scottish Funding Council & ROA**

It may be identified for the College that we compare favourably to the benchmarks established for Outcome 4 of the Regional Outcome Agreement.

## KPI Developing the Young Workforce (16-24 year old) Full Time Qualifiers

### Further Education

Destination Outcome	CoGC Number	CoGC % of known Qualifiers	CoGC % of total Qualifiers	Scotland Number	Scotland % of known Qualifiers	Scotland % of total Qualifiers
Working	109	8.2%	7.1%	4075	17.0%	15.1%
Education/Training	1168	88.0%	75.8%	18833	78.6%	69.8%
Other	51	3.8%	3.3%	1042	4.4%	3.9%

### Higher Education

Destination Outcome	CoGC Number	CoGC % of known Qualifiers	CoGC % of total Qualifiers	Scotland Number	Scotland % of known Qualifiers	Scotland % of total Qualifiers
Working	492	25.7%	21.2%	2738	25.1%	21.3%
Education/Training	1332	69.7%	57.5%	7716	70.7%	60.0%
Other	88	4.6%	3.8%	457	4.2%	3.6%