



Applying for HND Photography



This presentation offers applicants
valuable information
on the HND Photography course structure at
City of Glasgow College

The HND Photography course is one of the most highly respected courses in the country.

Studying at City of Glasgow College offers students access to excellent facilities.

This presentation should answer some of the questions you may have about the course.

The course entry requirements suggest that you have a level of prior knowledge and skills before being accepted onto the course.

This can take the form of an NC in Photography or evidence of extended knowledge and experience in the field of photography.

It is our aim that you have an excellent experience on the course. Having a solid foundation of skills present in your folio will help you to enjoy a challenging experience as a student!



Studying on the HND Photography Course

Applying for a full time course demands a degree of commitment:

Are you ready to commit to study on a full time basis?

What personal qualities will you bring to the course?

Where could the course take me?

The course is designed with access to a diverse and competitive industry in mind.

Many of our graduates move on to become freelance self employed photographers (or working in other related industries) in a wide range of specialisms.

HND Graduates can also apply for 3rd year entry to our BA (Hons) course.

Why study at City of Glasgow?

- City Centre location - easy access
- Glasgow's largest college
 - Excellent facilities
 - Spacious studios
- Excellent specialist staff
- Industry respected
- Nationally recognised



What course progression is available?



We run a wide range of full time certificated courses:

NQ Photography

HND Photography

Ordinary Degree in Photography

Degree in Photography (honors)

Funding

All full time courses will demand some investment from you.

Although we have a wide range of equipment available for you to use as a student there will be items of equipment that you will need to invest in to get the best from your course.

Our department have invested heavily in Canon digital equipment – if you have a Canon dSLR body you will be able to access a wide range of Canon lenses and flash equipment.

Typical additional materials such as:

Portable Hard Drive

Camera Bag

Lens cloth

AAA rechargeable batteries

(not mandatory)

However these items (and others) will help you in your course.

(a full list of recommended materials will be available at the start of term)



How will you be graded?

Each unit within the course will have assessments attached. In order to progress you must pass each assessment for each unit.

Assessments take many forms:

- Practical
- Written
- Research
- Online

Class crits and feedback will also take many forms. Group feedback sessions offer opportunities for assessment submissions to be discussed and viewed by staff and students



How does the course structure work?

The HND course is made of 30 credits spread evenly over 2 academic years.

In order to achieve the HND Award you must pass all of the assessments within the course.

What does the course structure look like?



HND Course Structure

Year 1

Digital Imaging

Image Editing

Portraiture

Still Life

Creative Industries

Architecture

Corporate Photography

Applied Techniques

Darkroom

Theory

Environment Photography

Communications

Graded Unit

Year 2

Exhibition

Photojournalism

Advertising

Fashion

Graded Unit 2

Location stock

Image Editing 2


Social Photography

Documentary

Creative Industries

Degree

& Hons Degree



Self-directed study

HND study requires you to be self-directing, do feel ready to make the most of this opportunity? Although the course will provide you with new skills and opportunities to develop as a professional We do expect you to be self motivated and capable of effective time management. Balancing college assessment with part-time work or family life can, at times, be challenging.

Are you ready for college?

Arranging SAAS funding is extremely important. Many students who apply for funding late often find difficulties within their course. If you need to access any college support such as childcare, academic support, or additional services such as scribes or signers it may be useful to contact Student Services to discuss your needs prior to accepting a place on the course.

- **Are you REALLY ready for college?**

You've made the first steps and possible commitment to studying photography at HND level by applying and coming to a portfolio event.

From a high number of applicants you may be selected to study on the HND photography course in the next academic year.

You may be advised to study at NC first to make you better prepared for HND.

You may be accepted and take up a place on the HND photography course - and that may seem like the most difficult hurdle!

- **Will you complete your photography course?**

Unfortunately, a number of students who are accepted onto HND photography, do not complete the course for a number of reasons or they may drop out or be withdrawn.

We want all of our students to have the best chance of success, and sometimes all that takes is good preparation and planning.

- **Why do students fail to complete their course?**

They don't get their SAAS funding in place in plenty of time!

They don't adjust their working pattern

They fail to attend college

They don't communicate with their tutors

They don't submit their work on time



The college has excellent industrial links and each year sees professional photographers and specialists visit the department.

Some projects are 'live briefs' with links to design agencies or photographers.

It is important for students to gain insight to the photographic world during their studies.


The HND course structure has been designed to match commercial and industrial needs for today's photographers.

The Best resourced photographic department in Scotland

Full range of professional photographic equipment

- Canon equipment, digital cameras from 350Ds to Hasselblad HD3
- Film based cameras 35mm, medium format and large format
- 7 well resourced studios
- Digital Darkroom with MACs (and access to 3 more digital labs)
- Largest darkroom in Scotland
- Dedicated download room
- Large format printer with online print submission
- 7 full time photographic staff and 5 part time, representing a full range of industry and relevant photographic experience
- Regular visits from leading industry experts have included Victor Albrow, David Boni, David Eustace, Andy Buchanan

Traditional photographic skills are still vital to any
successful professional.



The HND allows you to expand your skills through highly varied,
pre-dominantly practical, project-based units of study .

- What happens next?

A short interview will allow you to present your work to tutors who will ask you 3 questions about you and your work.


- What are we looking for?

Your folio is a chance to show us how dedicated you are to furthering your studies and committing to a full time course

- How will you find out?

Your interview and folio will be graded and a decision about an offer of place will be made.

Student services will contact you within 2 weeks





We hope that this presentation has answered some of the questions you may have about the application process and about the HND Photography course at City of Glasgow College

Good luck